


Gonzales Research & Marketing Strategies

www.garesearch.com



Maryland Poll Part 2

Presidential Contest

June 2004

Contact: Patrick Gonzales 410-974-4669

Methodology

Patrick E. Gonzales graduated from the University of Baltimore in 1981 with a degree in political science. He is the former president of Mason-Dixon Campaign Polling and Gonzales/Arscott Research & Communications, Inc.

Over the past two decades, Mr. Gonzales has polled and analyzed hundreds of elections in Maryland. Additionally, he and his associates have conducted numerous market research projects and crafted message development programs for businesses and organizations throughout the state.

Laslo V. Boyd is president of *Mellenbrook Policy Advisors*, a consulting firm specializing in policy, planning, and communications strategies, and an associate partner of Gonzales Research. Dr. Boyd received his Ph.D. from the University of Pennsylvania and has over 30 years of experience in higher education, government, and public policy.

This survey was conducted by ***Gonzales Research & Marketing Strategies*** from June 4th through June 9th, 2004. A total of 836 registered voters in Maryland who vote regularly were interviewed by telephone. A cross-section of interviews were conducted in each jurisdiction within the state to reflect general election voting patterns.

The margin for error, according to customary statistical standards, is no more than plus or minus 3.5 percentage points. There is a 95 percent probability that the “true” figures would fall within this range if the entire survey universe were sampled. The margin for error is higher for any demographic subgroup, such as gender or party affiliation.

Maryland Statewide Poll Sample Demographics

Gender		Race		Region	
Male	414 (50%)	White	641 (77%)	Eastern Shore/S Md	105 (13%)
Female	422 (50%)	Black	176 (21%)	Baltimore City	84 (10%)
		Other/Ref	19	Baltimore Suburbs	286 (34%)
				Washington Suburbs	266 (32%)
				Western Maryland	95 (11%)
Party Registration					
Democrat	469 (56%)				
Republican	264 (32%)				
Independent	103 (12%)				

Regional Groupings are as follows:

Eastern Shore/ Southern Md	Baltimore City	Baltimore Suburbs	Washington Suburbs	Western Maryland
Calvert Co.	Baltimore City	Anne Arundel Co.	Montgomery Co.	Allegany Co.
Caroline Co.		Baltimore Co.	Prince George's Co.	Carroll Co.
Cecil Co.		Harford Co.		Frederick Co.
Charles Co.		Howard Co.		Garrett Co.
Dorchester Co.				Washington Co.
Kent Co.				
Queen Anne's Co.				
Somerset Co.				
St. Mary's Co.				
Talbot Co.				
Wicomico Co.				
Worcester Co.				

Summary

George W. Bush Job Approval

President George Bush's job performance rating in Maryland is at its lowest point since he took office 3 ½ years ago.

Statewide, 39% approve of the job Bush is doing as president, a majority of 54% disapproves, and 7% gave no opinion.

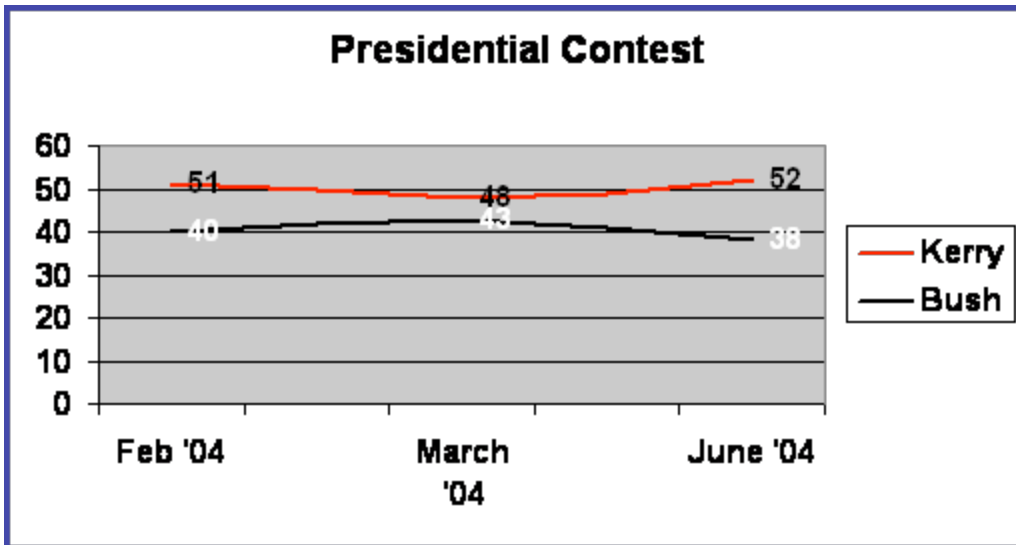
Bush Job Rating	Approve	Disapprove	No answer
June 2004	39%	54%	7%
March 2004	45%	47%	8%
February 2004	41%	53%	6%
December 2003	47%	46%	7%
August 2003	43%	48%	9%
April 2003	62%	31%	7%
September 2002	63%	28%	9%
January 2002	74%	16%	10%
May 2001	48%	34%	18%
February 2001	47%	34%	19%

Eighty-two percent of Republicans approve of the job Bush is doing, while 78% of registered Democrats disapprove. Among independents, 36% approve and 52% disapprove.

Presidential Match-up

In an election match-up, presumptive Democratic nominee John Kerry is currently capturing 52% of the vote, while Bush garners 38%, with 2% saying they'll vote for Ralph Nader, and 8% are undecided.

Unsurprisingly, Kerry and Bush have the overwhelming support of their respective parties. Kerry is now leading Bush among independents 53%-36%.



Iraq

Statewide, 36% approve of the way Bush is handling the situation in Iraq, while 58% disapprove.

Disapproval toward the President over the war is up significantly from December, when we last tested opinion on the issue.

War in Iraq	Approve	Disapprove
June 2004	36%	58%
December 2003	40%	48%

Forty-eight percent of Marylanders think the United States should withdraw military troops from Iraq sooner than the 2 year time-table recently announced, 14% say we should stay longer, and 27% feel that getting our troops out in 2006 sounds about right.

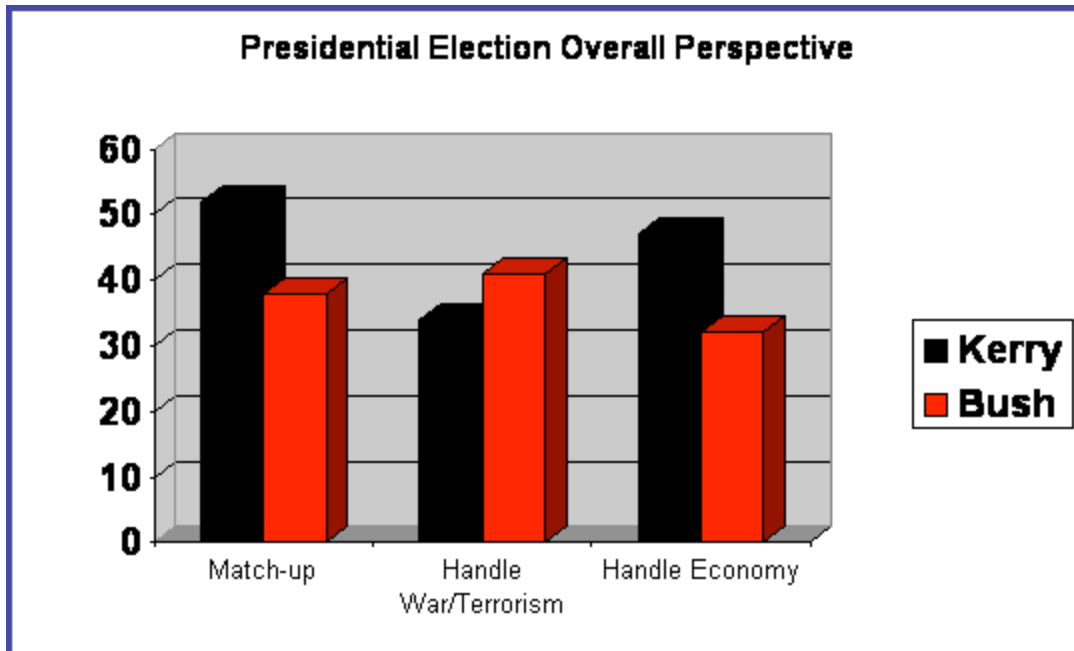
But only 33% favor an immediate withdrawal of American troops, while 58% are opposed.

On the issue of who would do a better job of handling the war and protecting the United States from terrorism, Bush leads Kerry 41% to 34%, with 17% saying there's not much difference between the two.

Economy

When asked to compare their personal financial situation today to a year ago, only 21% say it's better, 26% say it's worse, and 53% say their economic situation is about the same. In December of last year, 31% felt their economic situation compared to a year previous was better.

On the issue of who would do a better job of handling the economy, Kerry leads Bush 47% to 32%, with 16% saying there's not much difference between the two.



QUESTION: *Do you approve or disapprove of the job George Bush is doing as president?*

Statewide Results

Response	Statewide
Approve	39%
Disapprove	54%
No Answer	7%

Party - *Approve or disapprove of the job George Bush is doing as president?*

Party	Approve	Disapprove	No Answer
Democrat	15%	78%	7%
Republican	82%	12%	6%
Independent	36%	52%	12%

Gender – *Approve or disapprove of the job George Bush is doing as president?*

Gender	Approve	Disapprove	No Answer
Men	46%	48%	6%
Women	32%	60%	8%

Race – *Approve or disapprove of the job George Bush is doing as president?*

Race	Approve	Disapprove	No Answer
White	48%	45%	7%
African-American	8%	86%	6%

QUESTION: *If the November 2004 general election for president were held today, for whom would you vote if the candidates were George Bush, the Republican, John Kerry, the Democrat, and Ralph*

Nader, an independent?

Statewide Results

Response	Statewide
Kerry	52%
Bush	38%
Nader	2%
Undecided	8%

Party – November 2004 Presidential contest?

Party	Kerry	Bush	Nader	Undecided
Democrat	76%	13%	2%	9%
Republican	10%	83%	1%	6%
Independent	53%	36%	3%	8%

Gender – November 2004 Presidential contest?

Gender	Kerry	Bush	Nader	Undecided
Men	47%	46%	1%	6%
Women	57%	30%	3%	10%

Race – November 2004 Presidential contest?

Race	Kerry	Bush	Nader	Undecided
White	43%	47%	2%	8%
African-American	84%	7%	-	9%

QUESTION: *Generally, do you approve or disapprove of the way George Bush is handling the situation in Iraq?*

Statewide Results

Response	Statewide
Approve	36%
Disapprove	58%
No Answer	6%

Party - Approve or disapprove of the way Bush is handling Iraq?

Party	Approve	Disapprove	No Answer
Democrat	18%	79%	3%
Republican	69%	21%	10%
Independent	34%	57%	9%

QUESTION: *Recently, the administration indicated that American military forces will be out of Iraq by the year 2006. Do think American forces should get out sooner than that, stay longer than that, or does withdrawal in 2 years sound about right to you?*

Statewide Results

Response	Statewide
Sooner	48%
Stay longer	14%
About right	27%
No answer	11%

Party – Withdrawal by 2006?

Party	Sooner	Longer	About right	No answer
Democrat	65%	5%	20%	10%
Republican	23%	29%	35%	13%
Independent	37%	17%	38%	8%

QUESTION: *Would you favor or oppose an immediate withdrawal of all American military forces from Iraq?*

Statewide Results

Response	Statewide
Favor	33%
Oppose	58%
No answer	9%

Party – Immediate withdrawal?

Party	Favor	Oppose	No answer
Democrat	43%	48%	9%
Republican	17%	73%	10%
Independent	31%	63%	6%

QUESTION: *Who do you think would do a better job of handling the war in Iraq, specifically, and protecting the United States from terrorism, generally: George Bush or John Kerry, or do you think there's not much difference between the two of them?*

Statewide Results

Response	Statewide
Bush	41%
Kerry	34%
No difference	17%
No answer	8%

Party – Do better job dealing with Iraq and terrorism?

Party	Bush	Kerry	No difference	No answer
Democrat	19%	51%	22%	8%
Republican	79%	4%	9%	8%
Independent	42%	34%	14%	10%

QUESTION: *Compared to a year ago, is the economic situation of you and your family better than it was, worse than it was, or about the same as it was?*

Response	Statewide

Better	21%
Worse	26%
Same	53%

Party – Economy compared to a year ago?

Party	Better	Worse	Same
Democrat	11%	35%	54%
Republican	37%	8%	55%
Independent	25%	33%	42%

QUESTION: *Who do you think would do a better overall job of helping provide a stable economic situation for you and your family: George Bush or John Kerry, or do you think there's not much difference between the two of them?*

Response	Statewide
Bush	32%
Kerry	47%
No difference	16%
No answer	5%

Party – Do better job dealing with economy?

Party	Bush	Kerry	No difference	No answer
Democrat	8%	70%	18%	4%
Republican	77%	6%	12%	5%
Independent	27%	49%	17%	7%